

AU-108MHDB

Topcon Technology

POWER RANGE


410W~440W

CELL SIZE

182*91mm




16BB



JUNCTION BOX

Waterproof protection grade: IP68
 Safety Level: Class II
 Maximum System Voltage: 1500V
 outstanding waterproof level ·
 Effectively resist harsh environments



Frame

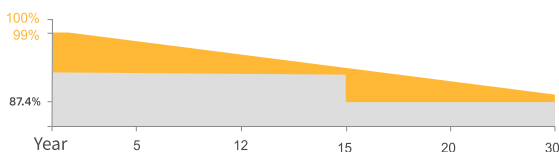
Strong mechanical load
 resistance up to 5400Pa
 Anodic oxidation layer resistant to
 chemical corrosion available

QUALIFICATIONS AND CERTIFICATES



· IEC61215 / · IEC61730

WARRANTY



15 YEARS Guarantee on product material and workmanship

30 YEARS Linear Power output warranty

SMBB Technology



Better light trapping and current collection to improve module power output and reliability.

PID Resistance



Excellent Anti-PID performance guarantee via optimized mass-production process and materials control.

Higher Power Output



Module power increases 5-25% generally, bringing significantly lower LCOE and higher IRR.

Enhanced Mechanical Load



Certified to withstand: wind load (2400 Pascal) and snow load (5400 Pascal).

ZHEJIANG AUSTA GREEN ENERGY TECHNOLOGY CO., LTD

www.austagroup.com

AUSTA ENERGY established in 2008, is a high-tech enterprise integrating R&D, production and sales of solar energy products. It is committed to the overall solution of distributed photovoltaic system and provides services from consulting, design, construction, financing to intelligent operation and maintenance.

AUSTA has 3 production sites in China and branches and representative offices in more than 10 countries overseas. Products include solar cells, modules, On/Off grid solar system, solar pump and other solar related applications. Our products have passed many international certifications such as TUV, MCS, CEC, IEC, ISO, CE, CQC and so on. With excellent quality, our products are exported to more than 100 countries of the world.

Since its establishment, AUSTA has always followed the idea of "Smart energy, Lightening future". It has followed the steps of "the Belt and Road Initiative", we bring bright light to the countries and people who are short of electricity. Sharing the concept of modern civilization, and building a green home together.

ELECTRICAL DATA(STC)

| Model Type | AU410-27V-MHDB | AU415-27V-MHDB | AU420-27V-MHDB | AU425-27V-MHDB | AU430-27V-MHDB | AU435-27V-MHDB | AU440-27V-MHDB |
|----------------------------|----------------|----------------|----------------|----------------|----------------|----------------|----------------|
| Peak Power(Pmax) | 410.00 | 415.00 | 420.00 | 425.00 | 430.00 | 435.00 | 440.00 |
| Maximum Power Voltage(Vmp) | 31.33 | 31.52 | 31.71 | 31.90 | 32.08 | 32.26 | 32.44 |
| Maximum Power Current(Imp) | 13.09 | 13.17 | 13.25 | 13.32 | 13.40 | 13.48 | 13.56 |
| Open Circuit Voltage(Voc) | 37.93±3% | 38.12±3% | 38.31±3% | 38.50±3% | 38.69±3% | 38.87±3% | 39.05±3% |
| Short Circuit Current(Isc) | 13.83±3% | 13.91±3% | 13.99±3% | 14.06±3% | 14.14±3% | 14.21±3% | 14.29±3% |
| Module Efficiency(%) | 21.00 | 21.25 | 21.51 | 21.76 | 22.02 | 22.28 | 22.54 |

*STC:irradiance 1000W/m², AM1.5, and cell temperature of 25°C

ELECTRICAL DATA(NMOT)

| Model Type | AU410-27V-MHDB | AU415-27V-MHDB | AU420-27V-MHDB | AU425-27V-MHDB | AU430-27V-MHDB | AU435-27V-MHDB | AU440-27V-MHDB |
|----------------------------|----------------|----------------|----------------|----------------|----------------|----------------|----------------|
| Peak Power(Pmax) | 308.00 | 312.00 | 316.00 | 320.00 | 323.00 | 327.00 | 331.00 |
| Maximum Power Voltage(Vmp) | 29.37 | 29.55 | 29.73 | 29.91 | 30.08 | 30.25 | 30.42 |
| Maximum Power Current(Imp) | 10.50 | 10.56 | 10.63 | 10.68 | 10.75 | 10.81 | 10.88 |
| Open Circuit Voltage(Voc) | 36.03±3% | 36.21±3% | 36.39±3% | 36.57±3% | 36.75±3% | 36.93±3% | 37.11±3% |
| Short Circuit Current(Isc) | 11.16±3% | 11.23±3% | 11.29±3% | 11.35±3% | 11.42±3% | 11.49±3% | 11.56±3% |

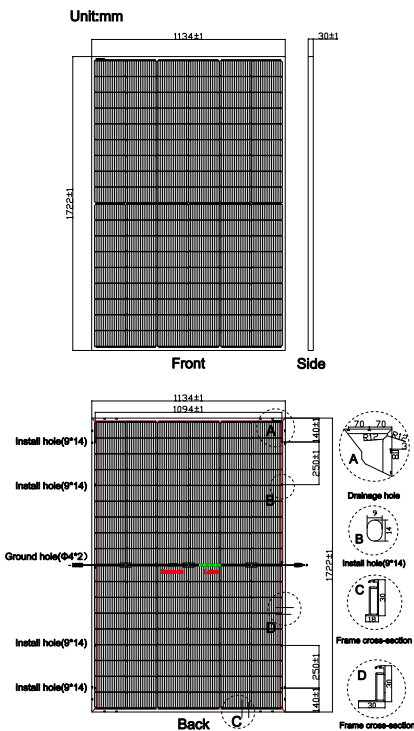
*NMOT: irradiance 800 W/m², AM 1.5, ambient temperature 20°C, wind speed 1 m/s

ELECTRICAL DATA(BNPI)

| Model Type | AU410-27V-MHDB | AU415-27V-MHDB | AU420-27V-MHDB | AU425-27V-MHDB | AU430-27V-MHDB | AU435-27V-MHDB | AU440-27V-MHDB |
|----------------------------|----------------|----------------|----------------|----------------|----------------|----------------|----------------|
| Peak Power(Pmax) | 454.00 | 460.00 | 465.00 | 471.00 | 476.00 | 482.00 | 488.00 |
| Maximum Power Voltage(Vmp) | 31.33 | 31.52 | 31.71 | 31.90 | 32.08 | 32.26 | 32.44 |
| Maximum Power Current(Imp) | 14.49 | 14.59 | 14.66 | 14.76 | 14.84 | 14.94 | 15.04 |
| Open Circuit Voltage(Voc) | 37.93±3% | 38.12±3% | 38.31±3% | 38.50±3% | 38.69±3% | 38.87±3% | 39.05±3% |
| Short Circuit Current(Isc) | 15.30±3% | 15.40±3% | 15.47±3% | 15.57±3% | 15.65±3% | 15.74±3% | 15.83±3% |

*BNPI:back irradiance 135W/m², AM1.5, and cell temperature of 25°C

PV DRAWINGS



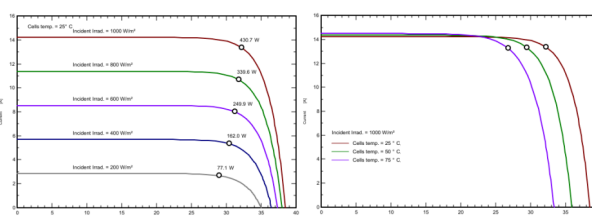
TEMPERATURE & MAXIMUM RATING

| | |
|--|-------------|
| Maximum System Voltage (V) | 1500 V |
| Maximum Series Fuse Rating (A) | 30 A |
| Power Tolerance | 0~+3 W |
| Pmax Temperature Coefficients (W/°C) | -0.300 %/°C |
| Voc Temperature Coefficients (V/°C) | -0.250 %/°C |
| Isc Temperature Coefficients (A/°C) | +0.046 %/°C |
| NMOT Nominal Module Operating Temperature (°C) | 45±2 °C |
| Operating and Storage Temperature (°C) | -40~+85 °C |

MECHANICAL CHARACTERISTICS

| | |
|------------------------|---|
| Cell Type | 182*91 N Type Bifacial Mono |
| No. of Cells | 108 (12*9) |
| Dimensions | 1722*1134*30mm |
| Weight | 24.70kg |
| Front Glass | 2.0mm AR coating tempered glass |
| Back Glass | 2.0mm Glazed Glass |
| Frame | Anodized Aluminium Alloy |
| Junction box | IP68 3diodes |
| Output cables | 4mm ² cable 35cm (Including MC4 connector) |
| MaxWind Load/Snow Load | 2400Pa/5400Pa |

IV CURVE (430W)



PACKING WAY

| | |
|----------------|--------------------|
| 20FT container | 6 Packages/222pcs |
| 40HQ container | 26 Packages/962pcs |



We Are Seeking Agents And Partners!

ADD:Floor 1,Building 7,No.136,Haichuan Road,Jiangbei Area,Ningbo City,Zhejiang Province,P.R.China

Tel : 86-574-87915068

Call: 86-13566302808

E-mail : sales@austagroup.com

The company reserves the right of final interpretation. August 2022 edition